



# RevCool.

For a cool house, start at the top.




**Victory.**  
HOME IMPROVEMENTS



# Wall Panels



With a variety of interior and exterior options available, our insulated sandwich wall panels can be used in a range of commercial, industrial and residential applications, patio enclosures and caravan annexes.




## FEATURES

- Wall panels and Rendapanel are installed using an extruded aluminium channel system
- Exterior and interior are made from pre-painted steel
- 38, 50, 76, 100, 126 & 150mm thicknesses available (custom thicknesses available upon request - minimum order quantities apply)
- Fire retardant EPS core dramatically reduces radiant heat transfer
- Quick and simple installation
- User-friendly 1200mm wide sheets.

# Ceilink



Is your outdoor room or verandah too hot or too cold? There's no need to replace your roof or install bulky insulation, plasterboard ceilings and all the associated mess, sanding and painting. Pre finished insulated Ceilink panels are specifically designed to fit under existing or new single skin roofing or line an existing wall, and are quick and easy to install in just a few hours. Ceilink delivers great thermal comfort properties, reducing radiant heat transfer by over 90%. Ideal for new or retro fit projects. For use in domestic and commercial applications, patios, pergolas, gable roofs, screen enclosures, factory units, sheds, awnings, commercial kitchens.

Colour options	Underside			Topside			
Wall panels							
	Smooth Cream	Off White	Merino	Smooth Cream	Off White	Merino	
Ceilink							
		Pearl White			Foil		
RevCool Smart 4							
	Smooth Cream	Pearl White	Merino	Off White	Smooth Cream	Merino	Slate Grey
RevCool Smart Corro							
	Smooth Cream	Off White	Merino	Basal	Heritage Red	Zinc/Alum	Monolith
RevCool Solarspan				*all other colours available on request			
	Smooth Cream	Off White	Merino				
RevCool Flat							
	Smooth Cream	Off White	Merino				
				All standard roofing colours available			



# RevCool.

Revolution By Design has created the next generation of insulated panel for the home improvement industry. Whether it be used in a flat, a gable or even a wall application, RevCool has you covered in many ways. Our stylish flat underside finish and multiple roofing options, there is a RevCool product to suit any home improvement project.

Ideal for add-on rooms, verandahs, patios and carports, with insulating properties that make it perfect for year-round climate control. RevCool Insulated Roof Panels feature a semi gloss roofing and ceiling layer. Between the roofing and ceiling layers is an insulation layer made from expanded polystyrene which is bonded, under pressure, to the top and bottom layers with specially formulated adhesive to give strength and durability.

## FEATURES

- Spans beyond 8 metres which allows that ceiling like finish to be displayed. The biggest on the market.
- The roof panels are 1000mm in width to allow for easy installation and less unsightly joins.
- The roof and ceiling skins are made from high grade .6 steel, the strongest on the market today.
- Panels clip together to form a weather-tight seal with the joint designed to be seamless and clean.
- Classic steel roof look on top, with a smooth ceiling-like underside.
- Outstanding cooling performance.



## RevCool Flat

RevCool Flat is dual skinned and offers the style of a flat underside finish with the unmatched flexibility of various roof styles. Whether you want to match your existing house with a corrugated look, or use our ever popular V dek to get a 1° fall, the options are endless. The RevCool Flat is the most unique product in our range, as it provides the mirror like ceiling finish which finishes off any outdoor structure to the highest quality, combined with a choice of roofing options.

The 1200mm wide sheet is available in 50mm, 75mm, 100mm, 125mm and 150mm thicknesses and is available with industry leading EPS cellular foam which contains fire retardant to extinguish any flame.

## FEATURES

- Perfect for low pitch flat patio and verandahs
- High performing insulation properties
- Wide sheets, long spans to complete the desired look and feel
- Quick and easy to install
- Guaranteed 10 Year Manufacturer's Warranty.




- 1 RevCool roofing skin is made from Hi-Tensile pre-painted steel. Available in various popular roofing colours to ensure your project meets all of your needs. RevCool's unique roofing options allows you to choose your roof profile to ensure it complements your existing home.
- 2 RevCool insulation layer comes with industry leading EPS cellular foam which contains fire retardant to extinguish any flame. Available in thicknesses of 50mm, 75mm, 100mm and 150mm, we have on application to suit any long spanning project.
- 3 RevCool ceiling layer is made from Hi-Tensile Steel which provides the smoothest of flat finishes.



**For a cool house, start at the top.**

## RevCool Smart Corro

An extremely modern look is achieved with RevCool Smart Corro Structural Insulated Roof Panels, with a corrugated top skin and a flat ceiling face finish. Available in 6 thicknesses, with our thickest roof panel at 180mm, it achieves up to RT5.4, a huge insulation level for your home. Our RevCool Smart Corro features a great cover width of 1000mm, great trafficable free spans in all wind classes, and a minimum roof pitch of only 5°. RevCool Smart Corro has amazing usage flexibility, suiting an array of designs. Use RevCool Smart Corro for complete homes, outdoor living and verandah applications.



### FEATURES

#### Roofing Layer

- Next-Gen corrugated classic roof profile (5° pitch)
- Available in thermally efficient colours

#### Ceiling Layer

- Two Ceiling finish options in Plain or Elegance
- Ceiling available in three popular colours

#### Insulation Layer

- Supacore® dual insulation with superior thermal performance
- Choose from the ever popular 50mm(R1.6) or 75mm(R2.9) or go even thicker with 100mm, 125mm or 150mm
- Service cabling ducts for ceiling lights and fans

## RevCool Solaspan RevCool Smart 4

RevCool Smart is the next generation in insulated roofing. It combines the exquisiteness of a flat ceiling finish with long spans and a clean roof profile that will complement any flat roof or gable project. Its high spanning all in one' design provides the most cost efficient insulated option on the market today. Its unique locking system allows for greater spans and improved looks; a market winner.

The 1000mm wide sheet is available in 50mm, 75mm, 100mm, 125mm and 150mm thicknesses and is available with industry leading EPS cellular foam which contains fire retardant to extinguish any flame.



### FEATURES

- Most cost effective insulated sheet on the market today
- Extremely thermal efficient (R-values up to 6.7)
- 'All in one' ceiling and roofing system
- Low maintenance and easy to clean
- Versatile and simple construction
- Warranties of 10+ years available

