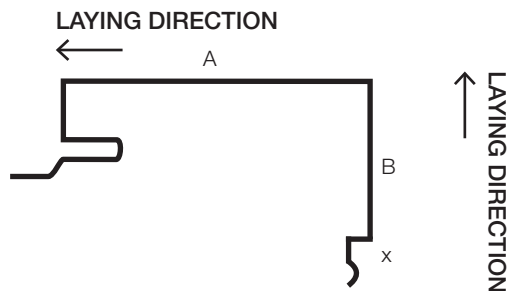




COLOUR: _____ CUSTOMER: _____

CORNER PANELS

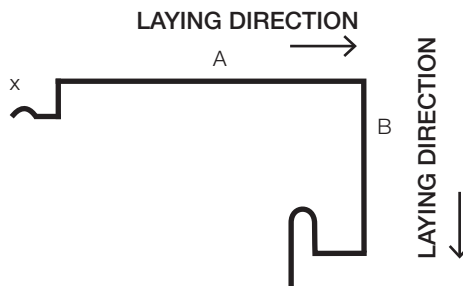


A = _____ mm

B = _____ mm (A + B cannot total more than 650mm)

X Recess = _____ mm (Default 15mm)

Quantity _____
Length _____ ☐ Stop Ends

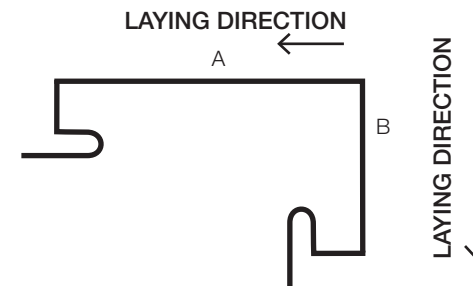


A = _____ mm

B = _____ mm (A + B cannot total more than 650mm)

X Recess = _____ mm (Default 15mm)

Quantity _____
Length _____ ☐ Stop Ends

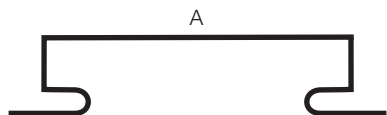


A = _____ mm

B = _____ mm (A + B cannot total more than 650mm)

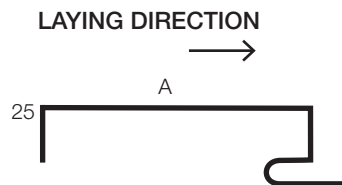
Quantity _____
Length _____ ☐ Stop Ends

STARTER PANELS



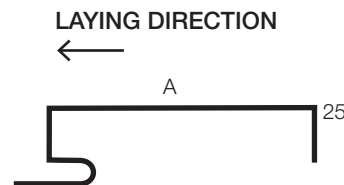
A = _____ mm

Quantity _____
Length _____ ☐ Stop Ends



A = _____ mm

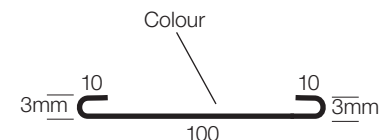
Quantity _____
Length _____ ☐ Stop Ends



A = _____ mm

Quantity _____
Length _____ ☐ Stop Ends

BACKING PLATE

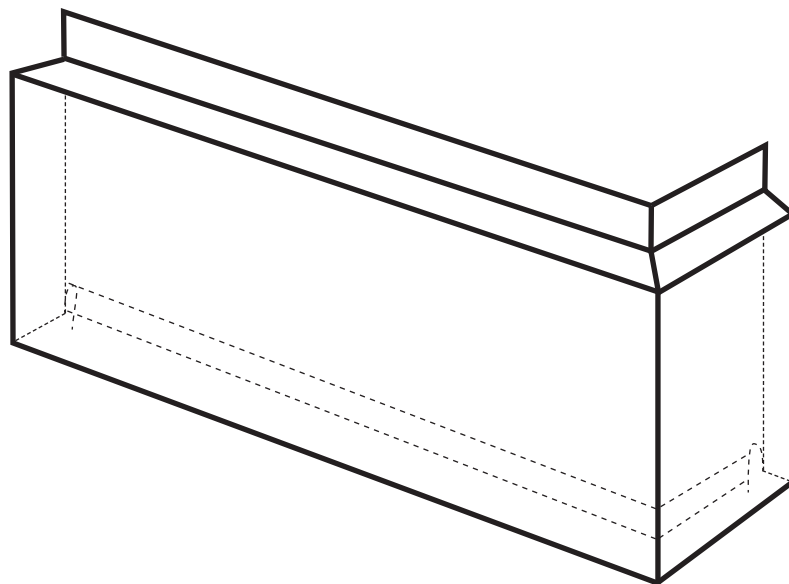


Quantity _____

Length _____



MITRED PANEL




A = _____ mm

X = _____ mm (Default 15mm)

MEASURING MITRES

1. Mitred Panels are always Stop Ended on both ends of the panels.
* Lead time for Mitres is 5 working days.
2. Maximum continuous sheet length for a Mitred Panel is 4m; one leg not to exceed 900mm.

HOW TO MEASURE



X = _____ mm (+ 27mm)

Y = _____ mm (+ 27mm)

Quantity required _____

Revolution Roofing will add the extra depth to the Panels; measurements required from customer is internal measurement.