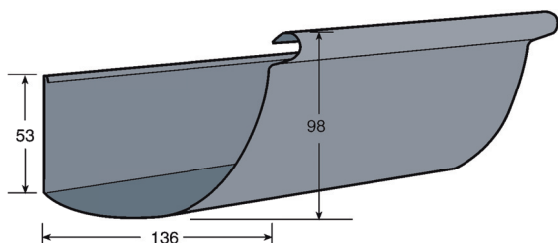
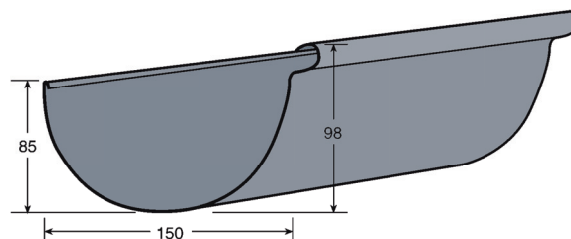


150 SMOOTHBACK & 150 HALF ROUND GUTTER



150 SMOOTHBACK



150 HALF ROUND

150mm SMOOTHBACK GUTTER FEATURES & BENEFITS

- A classic and seamless profile that blends with any style home.
- High water carrying capacity & low maintenance.
- Cross sectional area of **8,121mm²**.
- Available with optional slotting to allow overflowing during heavy rainfall.
- Designed with a unique curved base, to help prevent build-up of water and dirt, allowing the gutter to clean itself with every shower of rain.
- The 150mm Smoothback Gutter uses internal brackets only, with no unsightly external brackets. It can also be easily mitred.
- The 150mm Smoothback Gutter is compatible with Internal Under Bead Straps and the Smoothback Universal Bracket.
- The high front is ideal for concealing sheet ends for a seamless finish.
- Available in customised lengths to suit any project for fast and easy installation.
- Available in ZINCALUME® steel, COLORBOND® steel & Heritage Galvanised Z600 to match or contrast your roof.
- Full range of accessories available including corners in matching COLORBOND® steel colours as well as stop ends, brackets and over straps.
- It is important that gutters slope towards the outlets (a minimum gutter fall of 1 in 500 is recommended). Without this slope, 'ponding' may occur, reducing the life of your gutter.

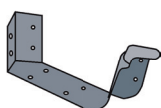
150mm HALF ROUND GUTTER FEATURES & BENEFITS

- Perfect for domestic or commercial buildings with a smooth shape & practical style.
- High water carrying capacity & low maintenance.
- Cross sectional area of **8,600mm²**.
- Available with optional slotting to allow overflowing during heavy rainfall.
- Designed with a unique curved base, to help prevent build-up of water and dirt, allowing the gutter to clean itself with every shower of rain.
- 150mm Half Round Gutter is available with compatible external brackets only.
- Available in customised lengths to suit any project for fast and easy installation.
- Available in ZINCALUME® steel, COLORBOND® steel & Heritage Galvanised Z600 to match or contrast your roof.
- Full range of accessories available including corners in matching COLORBOND® steel colours as well as stop ends, bracket and over straps.
- It is important that gutters slope towards outlets (a minimum gutter fall of 1 in 500 is recommended). Without this slope, 'ponding' may occur, reducing the life of your gutter.

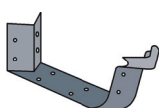


Zincalume® Colorbond®

ACCESSORIES



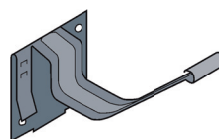
**Easy Fit Internal
Corner**



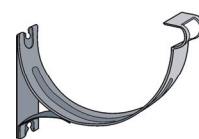
**Easy Fit External
Corner**



Stop Ends



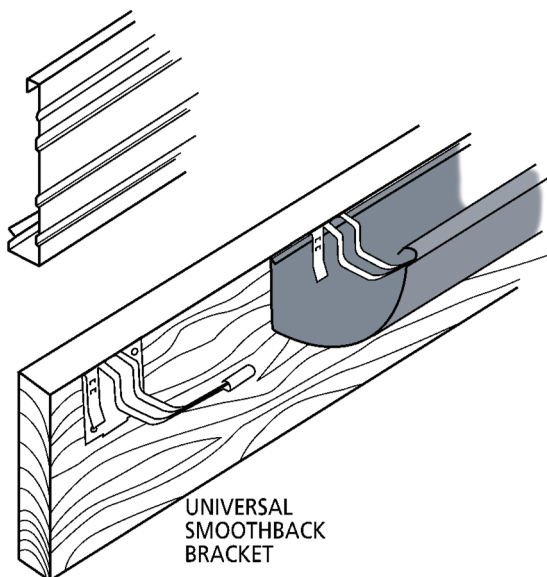
**Universal Smoothback
Bracket**



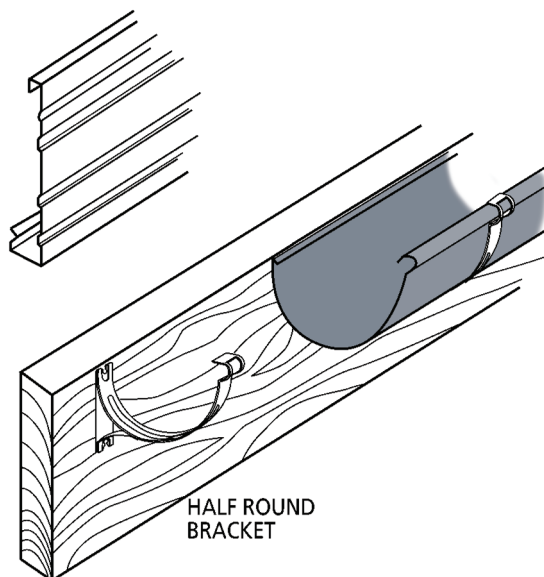
**Half Round
Bracket**

150 SMOOTHBACK & 150 HALF ROUND GUTTER

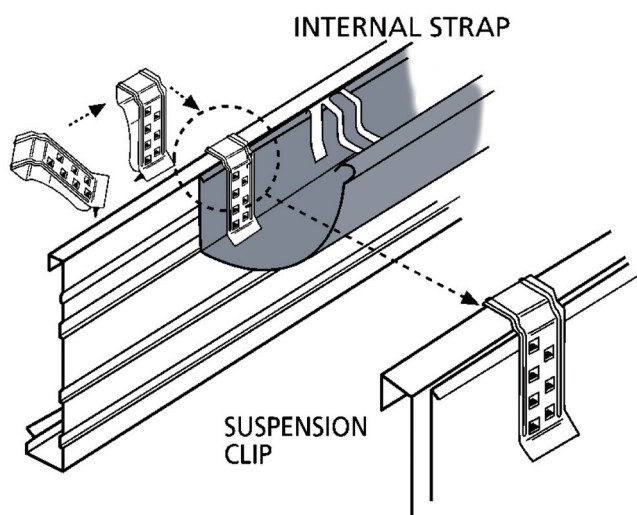
INSTALLATION OF 150 SMOOTHBACK & 150 HALF ROUND GUTTER



150 SMOOTHBACK TIMBER STEEL



150 HALF ROUND TIMBER STEEL



150 SMOOTHBACK - STEEL FASCIA

For further information regarding the installation of our gutters please do not hesitate to contact your nearest Revolution Roofing office.