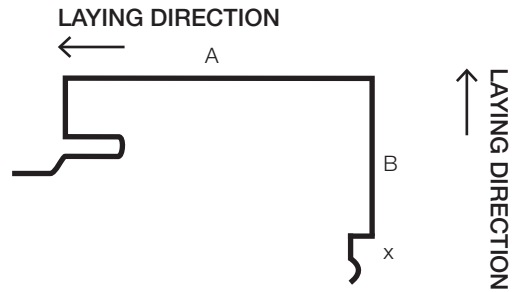




COLOUR: _____ CUSTOMER: _____

CORNER PANELS



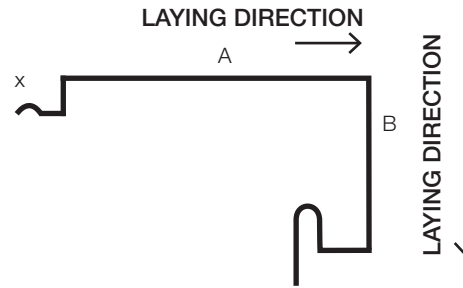
A = _____mm

B = _____mm (A + B cannot total more than 650mm)

X Recess = _____mm (Default 15mm)

Quantity _____

Length _____ Stop Ends



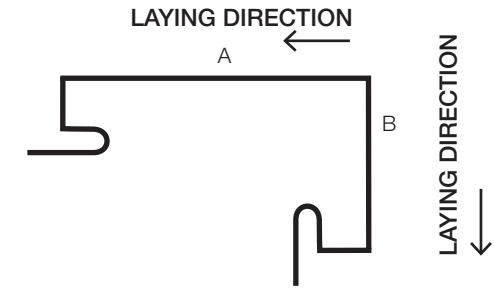
A = _____mm

B = _____mm (A + B cannot total more than 650mm)

X Recess = _____mm (Default 15mm)

Quantity _____

Length _____ Stop Ends



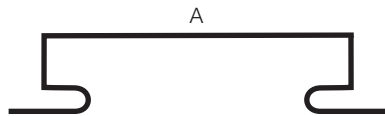
A = _____mm

B = _____mm (A + B cannot total more than 650mm)

Quantity _____

Length _____ Stop Ends

STARTER PANELS

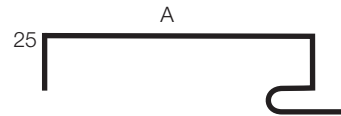


A = _____mm

Quantity _____

Length _____ Stop Ends

LAYING DIRECTION →



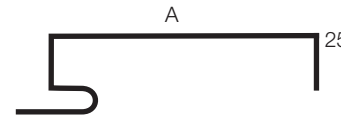
A = _____mm

Quantity _____

Length _____

Stop Ends

LAYING DIRECTION ←



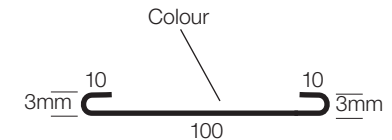
A = _____mm

Quantity _____

Length _____

Stop Ends

BACKING PLATE



Quantity _____

Length _____